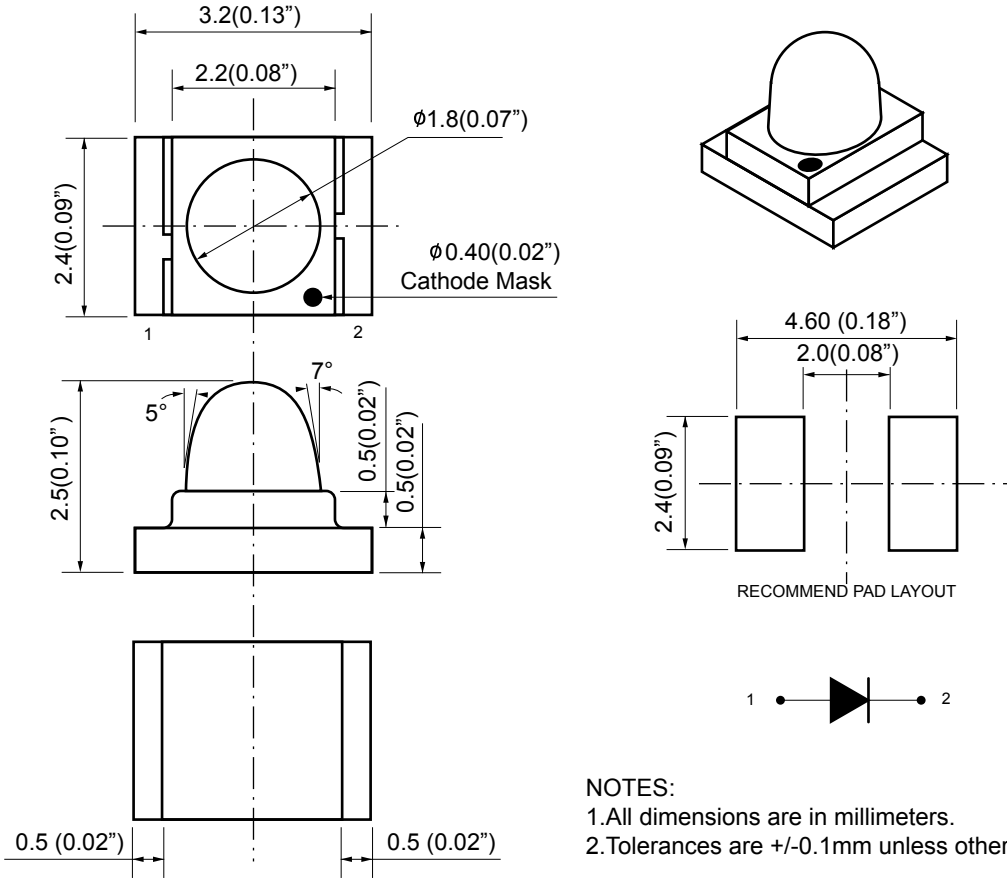


ST-113HBC



- NOTES:
 1.All dimensions are in millimeters.
 2.Tolerances are +/-0.1mm unless otherwise noted.

Absolute maximum ratings(Ta=25°C):

Parameter	Symbol	Value	Unit	Item	Materials
Forward current	If	30	mA	Resin(mold)	Epoxy
Reverse voltage	Vr	5	V	Bonding Wire	Φ25 um Au
Power dissipation	Pd	120	mW	Lens color	water transparent
Operating temperature range	Top	-.20 ~ +80	°C	Printed circuit board	BT (white)
Storage temperature range	Tstg	-.20 ~ +80	°C	Dice	GaN
Peak pulsing current (1/8 duty f=1kHz)	Ifg	125	mA	Emitted color	Blue

Electro - optecal characteristics(Ta=25°C)

Parameter	Test Condition	Symbol	Value			Unit
			Min	Typ	Max	
Wavelength at peak emission	If=20mA	λpeak	460	465	470	nm
Spectral half bandwidth	If=20mA	Δλ		40		nm
Dominant wavelength	If=20mA	λdom		470		nm
Forward voltage	If=20mA	Vf		3.5	4	V
Luminous intensity *	If=20mA	Iv	600			mcd
Viewing angle at 50% Iv	If=10mA	2Θ1/2		15		Deg
Reverse current	Vr=5V	Ir			10	uA

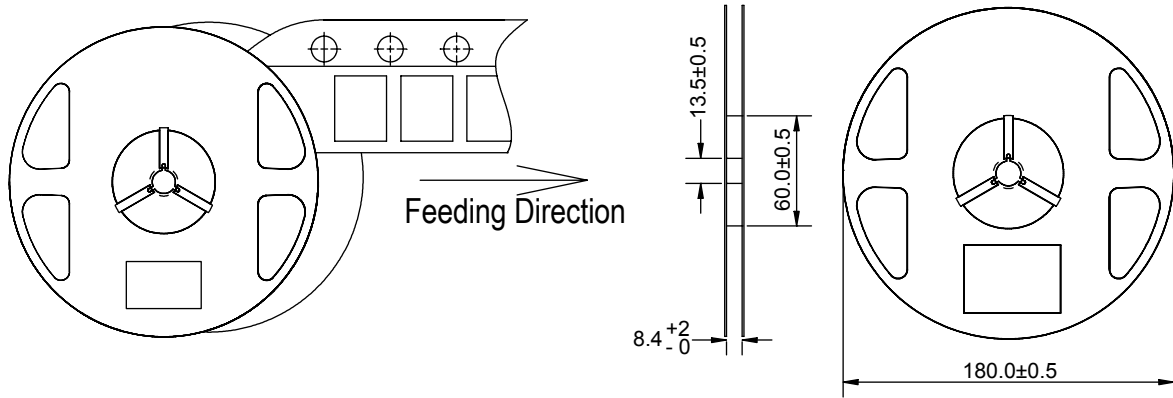
*Note:Luminous intensity tolerance is +/- 10%.

- NOTES: 1. All dimensions are in millimeter(inches), tolerance is 0.25 unless otherwise noted.
 2. Specifications are subject to change without notice.

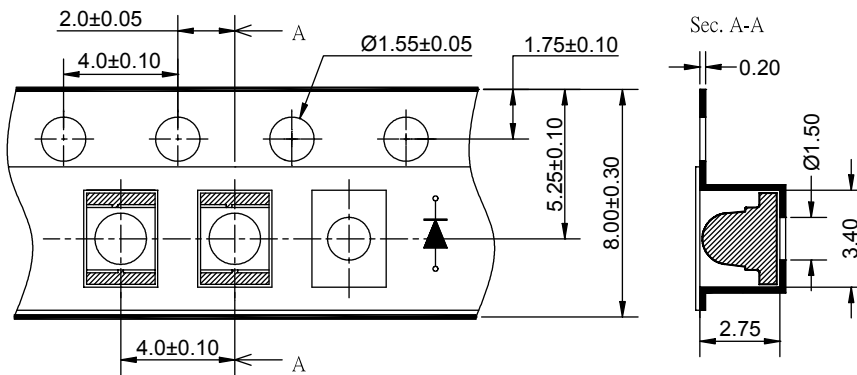
ST-113 Series SMD Chip LED Lamps Packaging Specifications

Feeding Direction

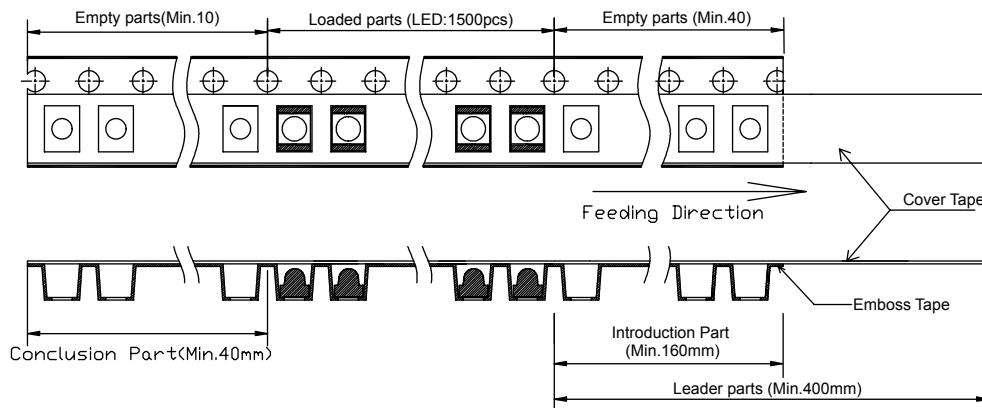
Dimensions of Reel (Unit: mm)



Dimensions of Tape (Unit: mm)



Arrangement of Tape



NOTES

1. Empty component pockets are sealed with top cover tape;
2. The maximum number of missing lamps is two;
3. The cathode is oriented towards the tape sprocket hole in accordance with ANSI/EIA RS-481 specifications.
4. 1,500 pcs/Reel