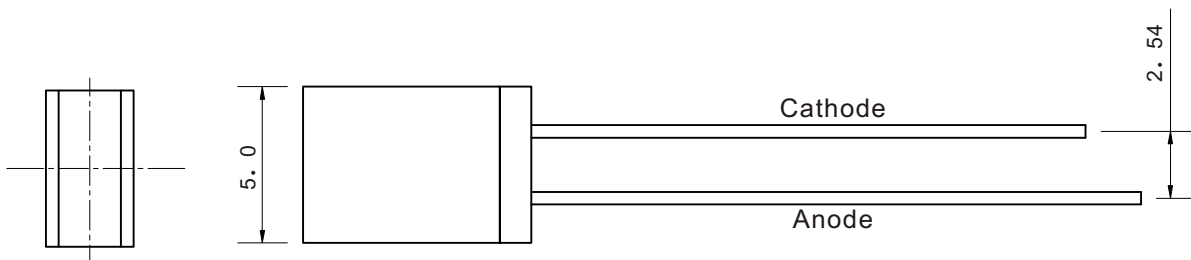
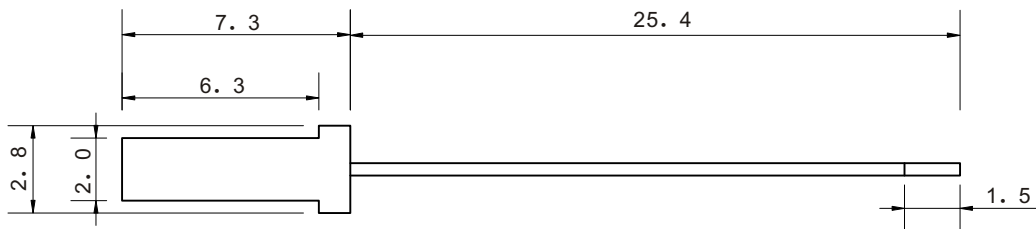


# L0250SWD

## Features

- \* 5.0mm x 2.0mm x 7.0 Square LED lamp
- \* Low power requirement
- \* I. C. Compatible
- \* Easy assembly
- \* RoHs compliant
- \* Wide viewing angle
- \* Bicolour version available

Part No.	Chip		Lens
	Ram Material	Emitted colour	
L0250SWD	InGaN	White	Diffused



NOTES: 1. All dimensions are in millimeter (inches), tolerance is 0.25 unless otherwise noted.  
2. Specifications are subject to change without notice.

Absolute Maximum Rating: (TA=25°C)

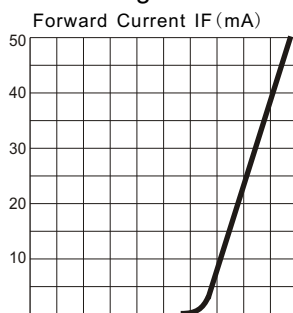
Parameter	Symbol	Maximum Rating	Unit
Peak Forward Current	IFp	100	mA
Forward Current	IF	20	mA
Reverse Voltage	VR	5	V
Power Dissipation	PD	62	mW
Operating Temperature	Topr	-40~+85	°C
Storage Temperature	Tstg	-40~+85	°C
Electrostatic Discharge	ESD	500	V
Soldering Temperature	260°C for seconds		

Lead soldering Temperature (4mm from body) : 260°C for seconds

Optical-Electrical Characteristic: (TA=25°C)

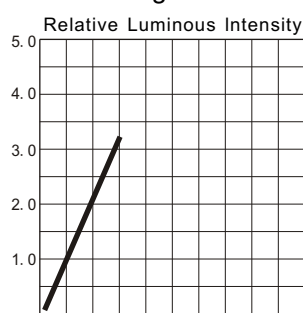
Parameter	Symbol	Condition	Min	Type	Max	Unit
Forward Current	VF	IF=20mA	3.0	-	3.6	V
Reverse Current	IR	VR=5V		-	5	uA
Chromaticity Coordinates	X	IF=20mA			0.29	nm
Chromaticity Coordinates	Y	IF=20mA			0.30	nm
Luminous Intensity	Iv	IF=20mA	120	-	200	mcd
Viewing Angle	2θ1/2	IF=20mA	-	160	-	Deg

Fig. 1



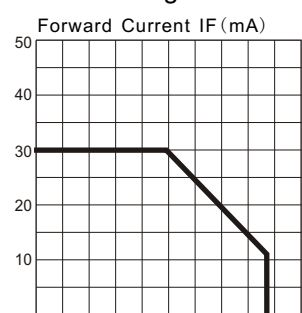
Forward Current VS  
Forward Voltage .

Fig. 2



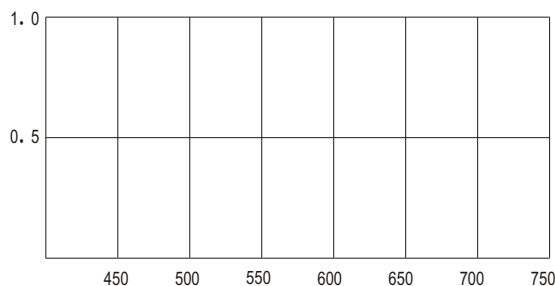
Relative Luminous Intensity  
VS. Forward Current

Fig. 3



Ambient °C  
Temperature Ta (°C)

Fig. 4



Wavelength λ (nm)  
Relative Intensity vs. Wavelength

Fig. 5

